

LARGE CAN TYPE

LS Series

Snap-in Terminal Type, Miniature Sized

JAMICON®

- Smaller case sized than LP series.
- Withstanding 2000 hours application of high ripple current at 85°C.

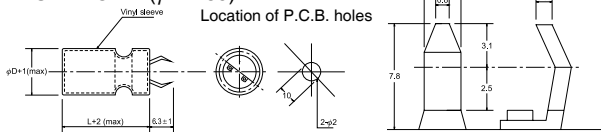


SPECIFICATION

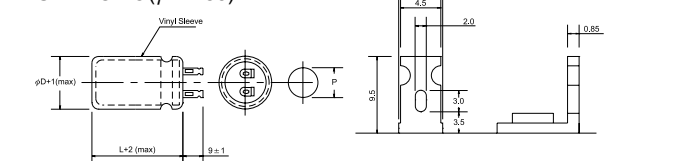
Item	Characteristic															
Operation Temperature Range	-40 ~ +85°C															
Rated Working Voltage	16 ~ 500VDC															
Capacitance Tolerance (120Hz 20°C)	±20%(M)															
Leakage Current (20°C)	$I \leq 0.02CV$ or 3 (mA) *Whichever is smaller after 5 minutes I : Leakage Current (μA) C : Rated Capacitance (μF) V : Working Voltage (V)															
Surge Voltage (20°C)	W.V.	16	25	35	50	63	80	100	160	180	200	250	350	400	450	500
	S.V.	20	32	44	63	79	100	125	200	225	250	300	400	450	500	550
Dissipation Factor (tan δ) (120Hz 20°C)	Rated Voltage (V)	16	25	35		50		63		80		100		≥160		
	Capacitance	—	—	≤22,000	≥33,000	≤6,800	≥10,000	≤6,800	≥10,000	≤2,200	≥3,300	≤3,300	≥4,700	—		
	tan δ	0.50	0.40	0.35	0.40	0.30	0.35	0.25	0.35	0.20	0.25	0.20	0.25	0.15		
Low Temperature Stability	Impedance ratio at 120Hz															
	Rated Voltage (V)	16~100				160~250				350~500						
	-25°C / +20°C	4				6				8						
	-40°C / +20°C	15				—				—						
Load Life	After 2000 hours application of W.V. and +85°C ripple current value, the capacitor shall meet the following limits. (DC + ripple peak voltage ≤ rate working voltage)															
	Capacitance Change	≤ ± 15% of initial value														
	Dissipation Factor	≤ 175% of initial specified value														
	Leakage current	≤ initial specified value														
Shelf Life	At +85°C, no voltage application after 1000 hours, the capacitor shall meet the limits for load life characteristics. (With voltage treatment)															

TERMINAL TYPE

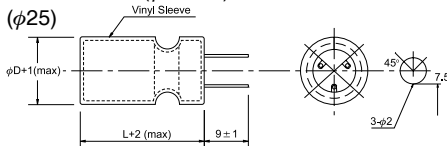
▲ P.C.B. TERMINAL (SNAP IN)
SYMBOL: W (φ22~35)



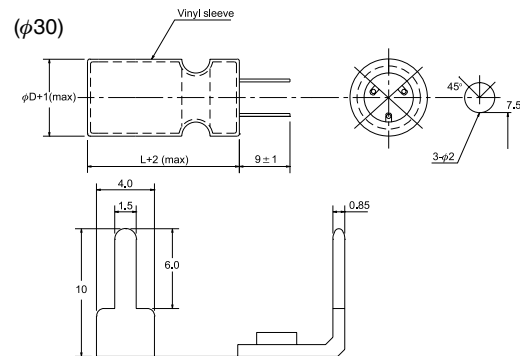
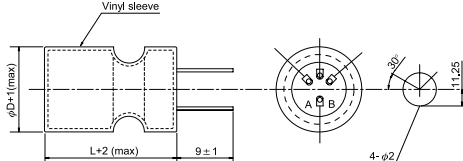
▲ LUG TERMINAL
SYMBOL: G (φ22~35)



▲ P.C.B. TERMINAL
SYMBOL: V (φ25~35)



(φ35)
A.B. blank terminals



RIPPLE CURRENT COEFFICIENTS

Temperature(°C)	40	60	70	85
Multiplier	1.80	1.40	1.20	1.00

Frequency(Hz)	60	120	400	1k	10k
W.V.	Multiplier				
≤100V	0.80	1.00	1.10	1.20	1.20
≥160V	0.80	1.00	1.10	1.30	1.40

● CASE SIZE & MAX RIPPLE CURRENT

Case size : D x L (mm)
 Max ripple current : A(rms) 85°C 120Hz

μF	V(Code) Code φD	16 (1C)				25 (1E)				35 (1V)			
		22	25	30	35	22	25	30	35	22	25	30	35
3300	332									25			
4700	472					25				2.04			
6800	682	25				2.69	2.56			2.41	2.30		
10000	103	2.40				30	25			2.82	2.70	2.66	
15000	153	3.0	2.5			3.5	3.0	2.5		3.34	3.06	3.04	3.28
22000	223	2.81	2.67			3.09	2.97	2.92		4.5	3.5	3.0	2.5
33000	333	3.43	3.11	3.07		3.70	3.39	3.37	3.63	50	35	30	
		40	30	25		45	35	30	25	4.06	3.67	3.98	
			45	30	25	4.48	4.25	4.61		4.94	5.41		
			4.25	3.78	4.09								
				45	35			50	40			L(mm)	50
				5.48	5.67			6.05	6.33			R.C.	7.27

μF	V(Code) Code φD	50 (1H)				63 (1J)				80 (1K)				100 (2A)			
		22	25	30	35	22	25	30	35	22	25	30	35	22	25	30	35
1000	102									25				30	25		
1200	122									1.50				1.71	1.63		
1500	152					25				30	25			3.5	3.0		
1800	182					1.66				1.88	1.79			2.01	1.93		
2200	222	25				30	25			40	30	25		2.11	2.03	2.00	
3300	332	1.92				2.08	1.98			2.45	2.22	2.19		45	35	30	
4700	472	2.35	2.24			2.51	2.41	2.38		3.05	2.83	2.65	2.86	2.59	2.37	2.35	
6800	682	30	25			35	30	25		50	40	30	25	50	40	30	25
10000	103	2.72	2.62	2.58		3.04	2.79	2.77	2.99	3.36	3.21	3.30		2.84	2.64	2.47	2.66
15000	153	3.5	3.0	3.0	3.23	3.45	3.20	3.00	3.23	3.53	3.19	3.46		3.25	3.11	3.19	
18000	183	50	40	30	25	50	35	30		50	40	30		50	40	30	
22000	223	3.70	3.35	3.64		3.72	3.46	3.46		3.80	3.98			3.65	3.82		
				50	40			45	40								
				4.61	4.83			50	40								
					45												
					5.55												
					50												
				6.42													L(mm)
																	R.C.

