

Features

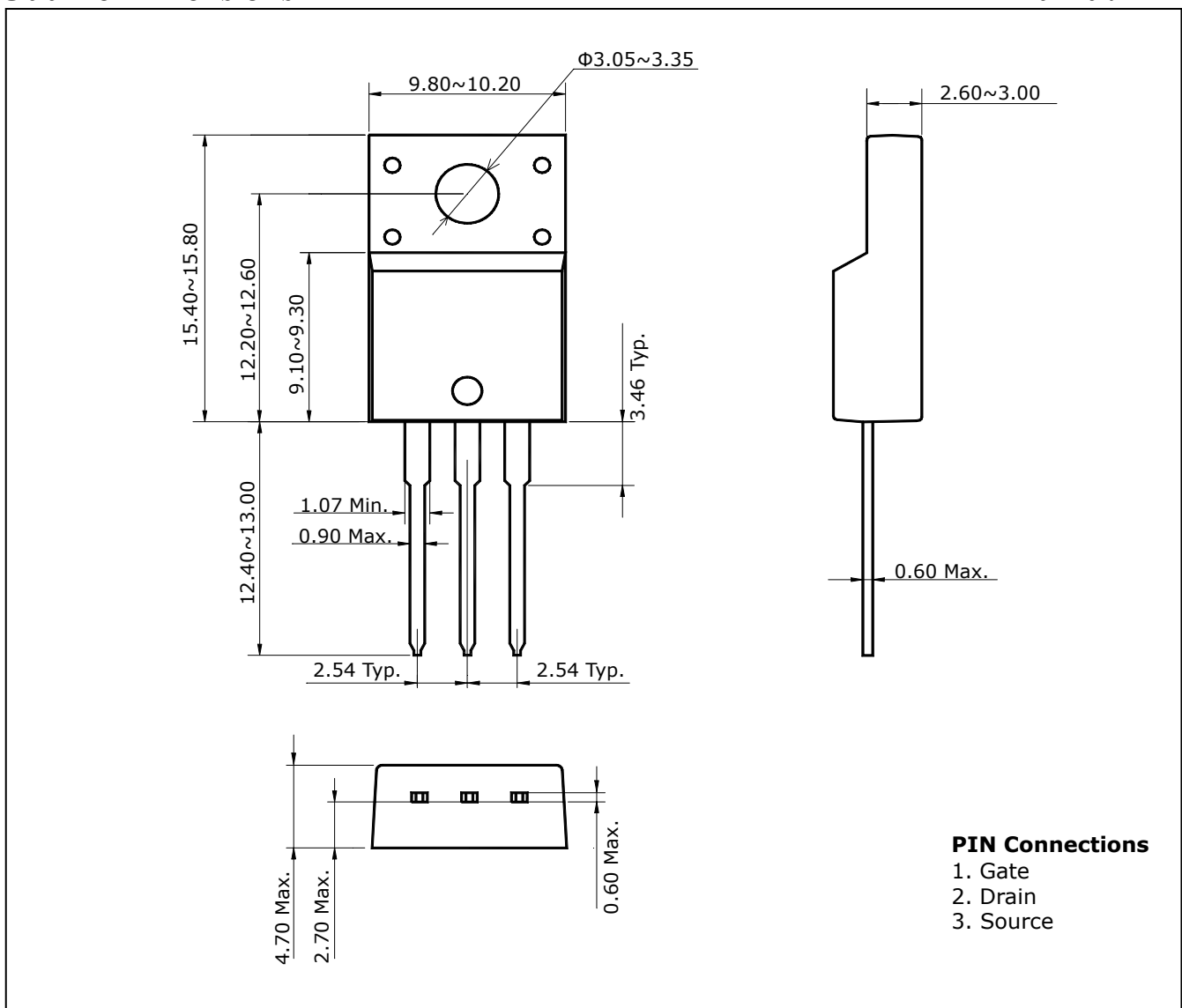
- Low Crss
- Low gate charge.
- Low leakage current

Ordering Information

Type NO.	Marking	Package Code
STK0765F	STK0765	TO-220F-3L

Outline Dimensions

unit : mm



PIN Connections

1. Gate
2. Drain
3. Source

Absolute maximum ratings

(T_C=25°C)

Characteristic	Symbol	Rating	Unit
Drain-source voltage	V _{DSS}	650	V
Gate-source voltage	V _{GSS}	±30	V
Drain current (DC) *	I _D	T _C =25°C	7
		T _C =100°C	4.4
Drain current (Pulsed) *	I _{DP}	28	A
Drain power dissipation (T _C =25°C)	P _D	40	W
Single pulsed avalanche energy ②	E _{AS}	420	mJ
Avalanche current (Repetitive) ①	I _{AR}	5.2	A
Repetitive avalanche energy ①	E _{AR}	14.7	mJ
Junction temperature	T _J	150	°C
Storage temperature range	T _{stg}	-55~150	°C

* Limited by maximum junction temperature

Thermal Resistance

Characteristic	Symbol	Typ.	Max	Units
Thermal resistance junction-case	R _{th(J-C)}	-	3.125	°C/W
Thermal resistance Junction-ambient	R _{th(J-A)}	-	62.5	

Electrical Characteristics

(T_c=25°C)

Characteristic	Symbol	Test Condition	Min.	Typ.	Max.	Unit
Drain-source breakdown voltage	V _{(BR)DSS}	I _D =250 μA, V _{GS} =0	650	-	-	V
Gate threshold voltage	V _{GS(th)}	I _D =250 μA, V _{DS} =V _{GS}	2.0	-	4.0	V
Drain-source cut-off current	I _{DSS}	V _{DS} =650V, V _{GS} =0	-	-	10	μA
Gate leakage current	I _{GSS}	V _{DS} =0V, V _{GS} =±30V	-	-	±100	nA
Static drain-source on-resistance ④	R _{DS(on)}	V _{GS} =10V, I _D =3.5A	-	-	1.2	Ω
Forward transfer conductance ④	g _{fs}	V _{DS} =5V, I _D =3.5A	3.9	6.4	-	S
Input capacitance	C _{iss}	V _{GS} =0V, V _{DS} =25V f=1 MHz	-	881	-	pF
Output capacitance	C _{oss}		-	123	-	
Reverse transfer capacitance	C _{rss}		-	19	-	
Turn-on delay time	t _{d(on)}	V _{DD} =325V, I _D =7A R _G =25Ω Fig. 13	-	18	-	ns
Rise time	t _r		-	19	-	
Turn-off delay time	t _{d(off)}		-	72	-	
Fall time	t _f		-	28	-	
Total gate charge	Q _g	V _{DS} =520V, V _{GS} =10V, I _D =7A Fig. 12	-	49	-	nC
Gate-source charge	Q _{gs}		-	8.4	-	
Gate-drain charge	Q _{gd}		-	22.1	-	

Source-Drain Diode Ratings and Characteristics

(T_c=25°C)

Characteristic	Symbol	Test Condition	Min	Typ	Max	Units
Source current (DC)	I _S	Integral reverse diode in the MOSFET	-	-	7	A
Source current (Pulsed) ①	I _{SP}		-	-	28	
Diode forward voltage ④	V _{SD}	V _{GS} =0V, I _S =7A	-	-	1.4	V
Reverse recovery time	t _{rr}	I _S =7A, V _{GS} =0V dI _S /dt=100A/μs	-	320	-	ns
Reverse recovery charge	Q _{rr}		-	2.4	-	uC

Note ;

- ① Repetitive rating : Pulse width limited by maximum junction temperature
- ② L=15.7mH, I_{AS}=7A, V_{DD}=50V, R_G=27Ω
- ③ Pulse Test : Pulse width ≤ 400 μs, Duty cycle ≤ 2%
- ④ Essentially independent of operating temperature

Electrical Characteristic Curves

Fig. 1 $I_D - V_{DS}$

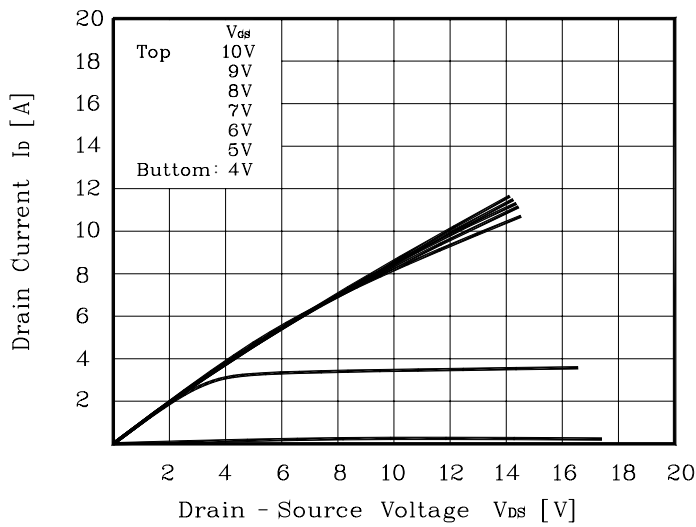


Fig. 2 $I_D - V_{GS}$

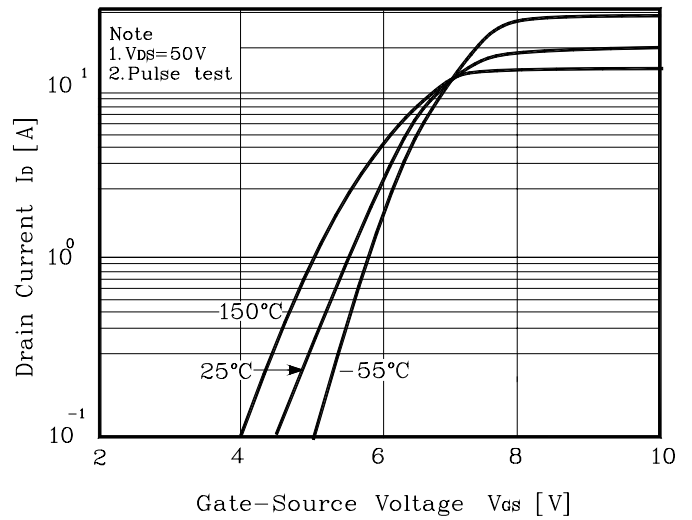


Fig. 3 $R_{DS(on)} - I_D$

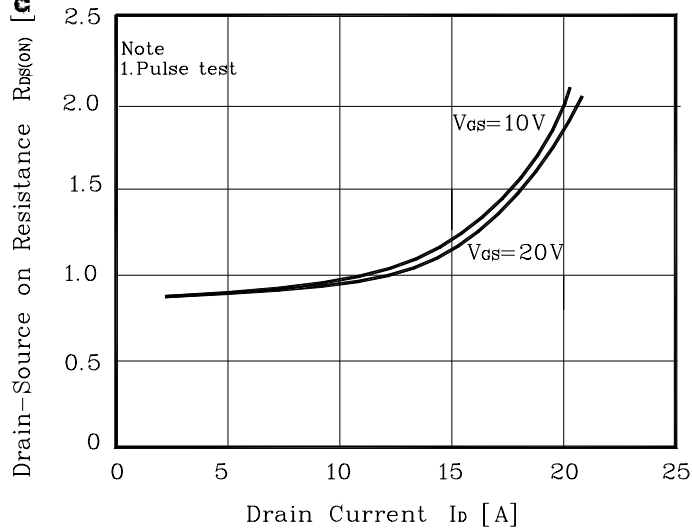


Fig. 4 $I_S - V_{SD}$

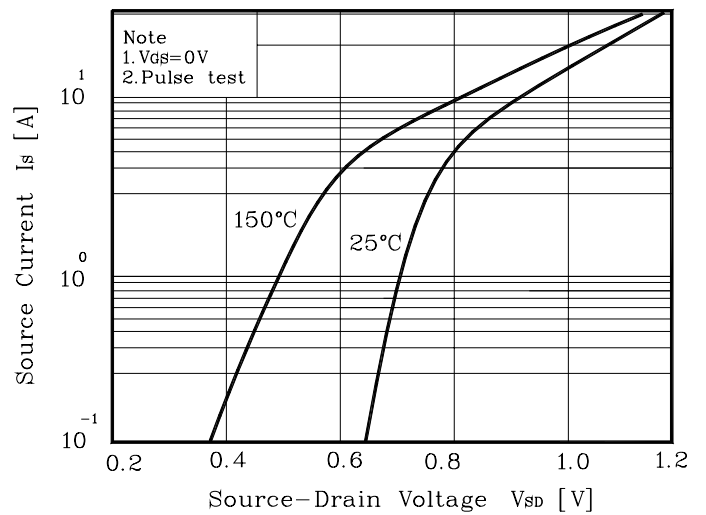


Fig. 5 Capacitance - V_{DS}

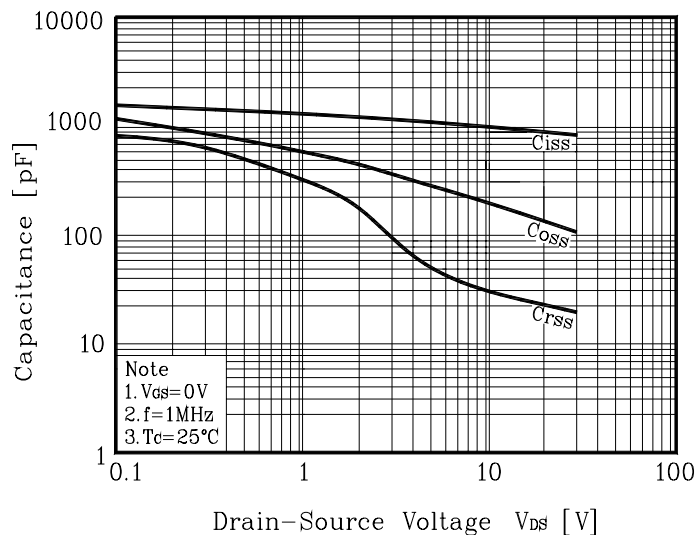


Fig. 6 $V_{GS} - Q_G$

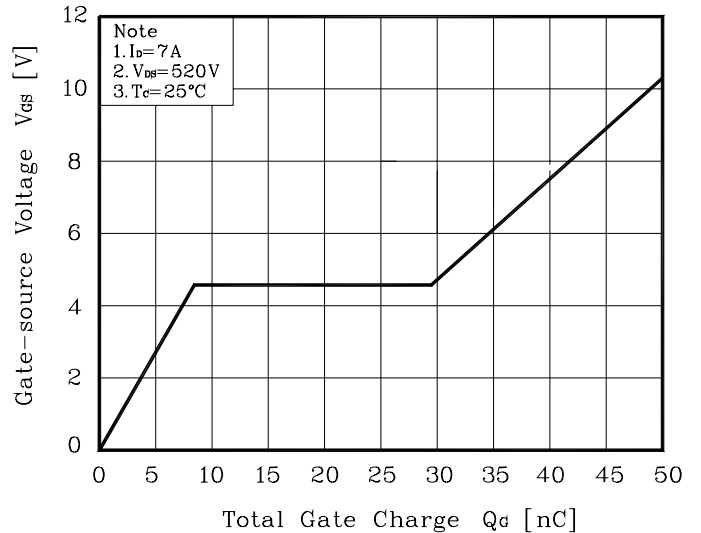


Fig. 7 $V_{(BR)DSS} - T_C$

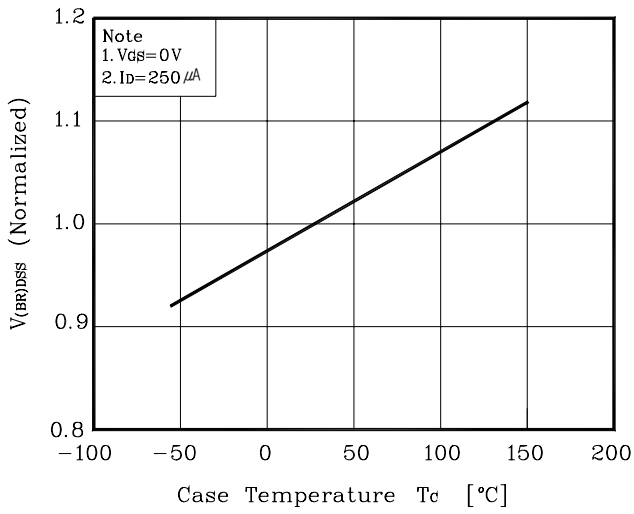


Fig. 8 Safe Operating Area

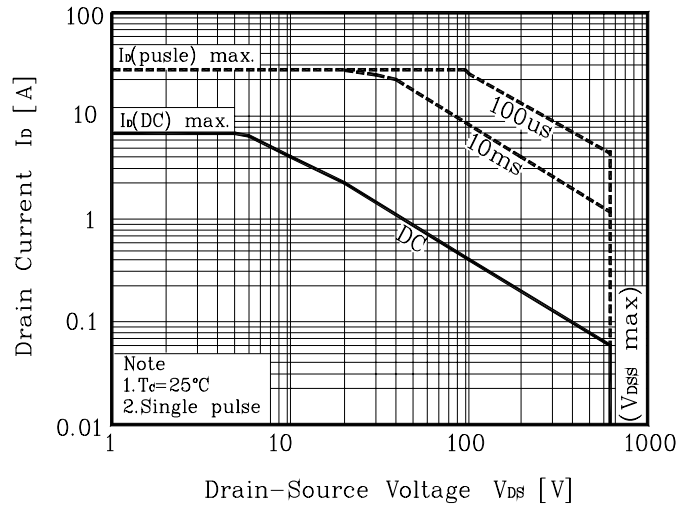


Fig. 11 Thermal Response

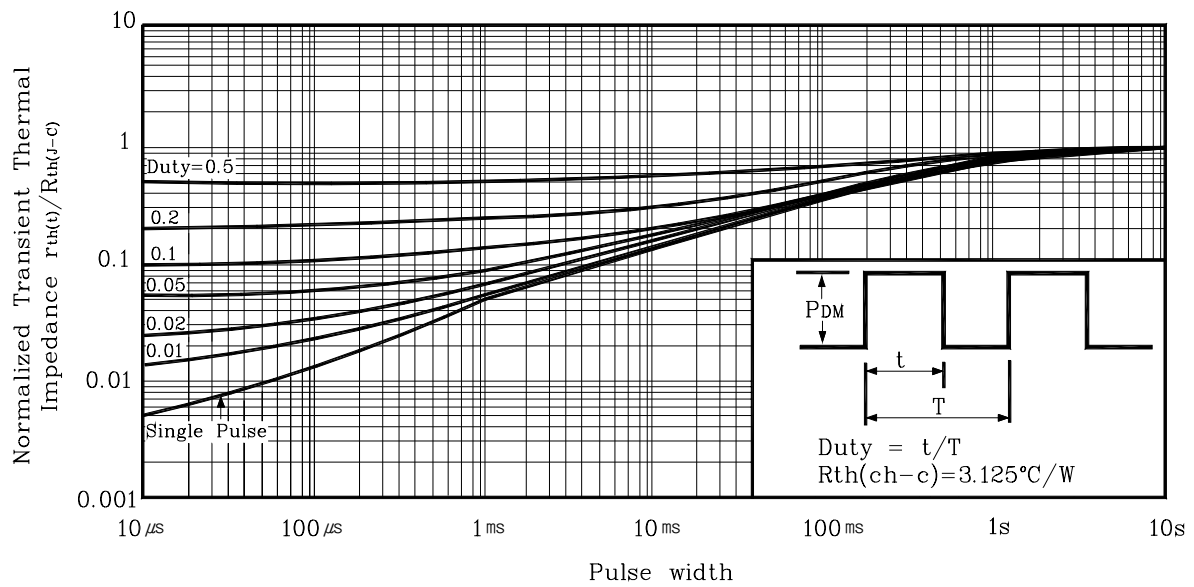


Fig. 12 Gate Charge Test Circuit & Waveform

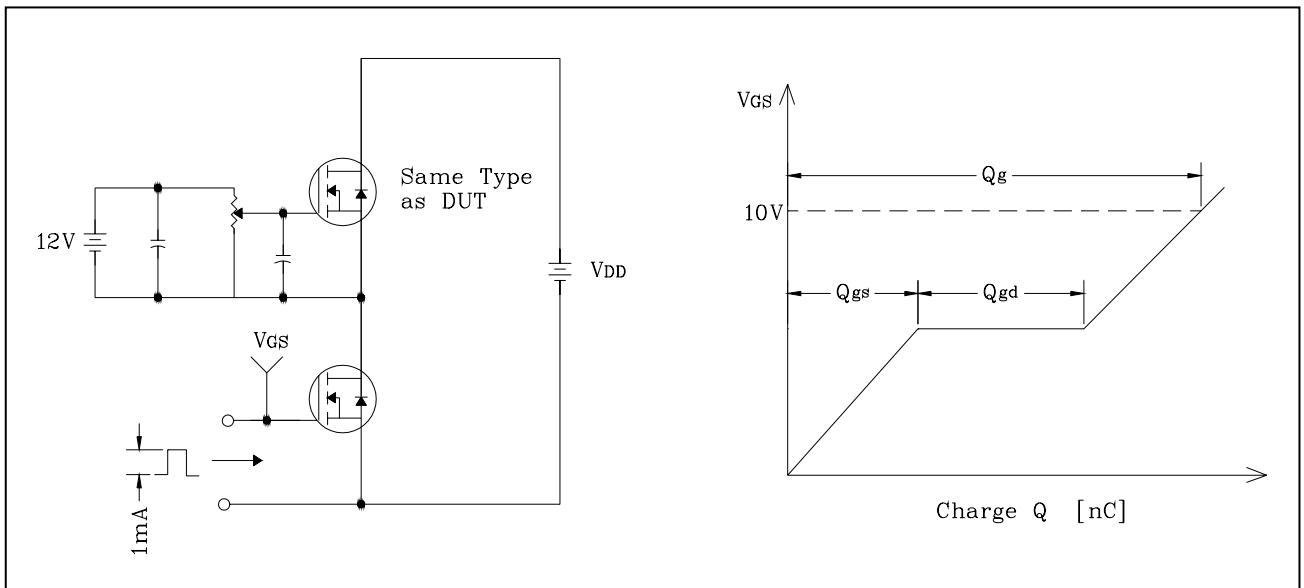


Fig. 13 Switching Time Test Circuit & Waveform

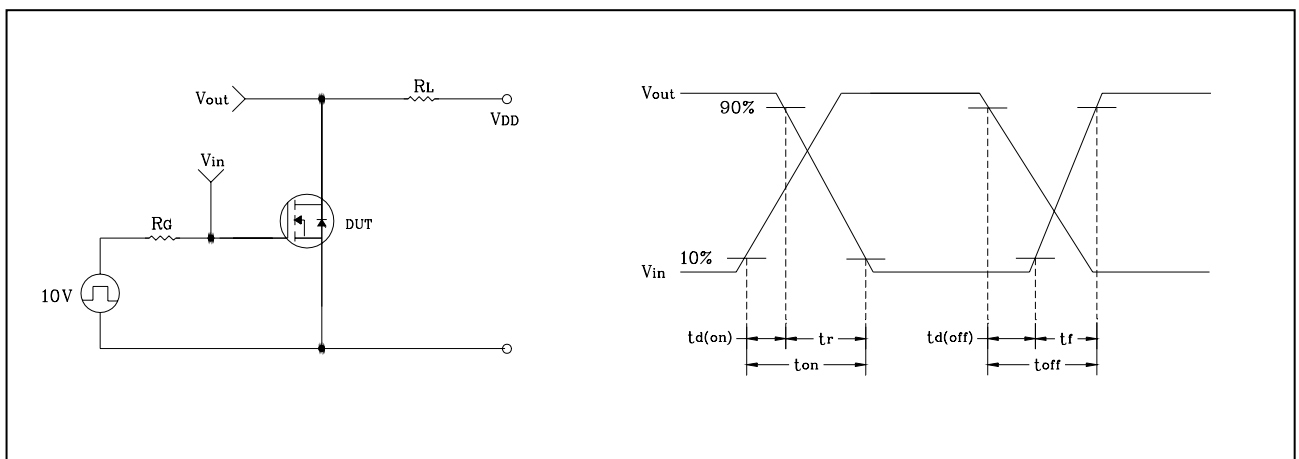


Fig. 14 E_{AS} Test Circuit & Waveform

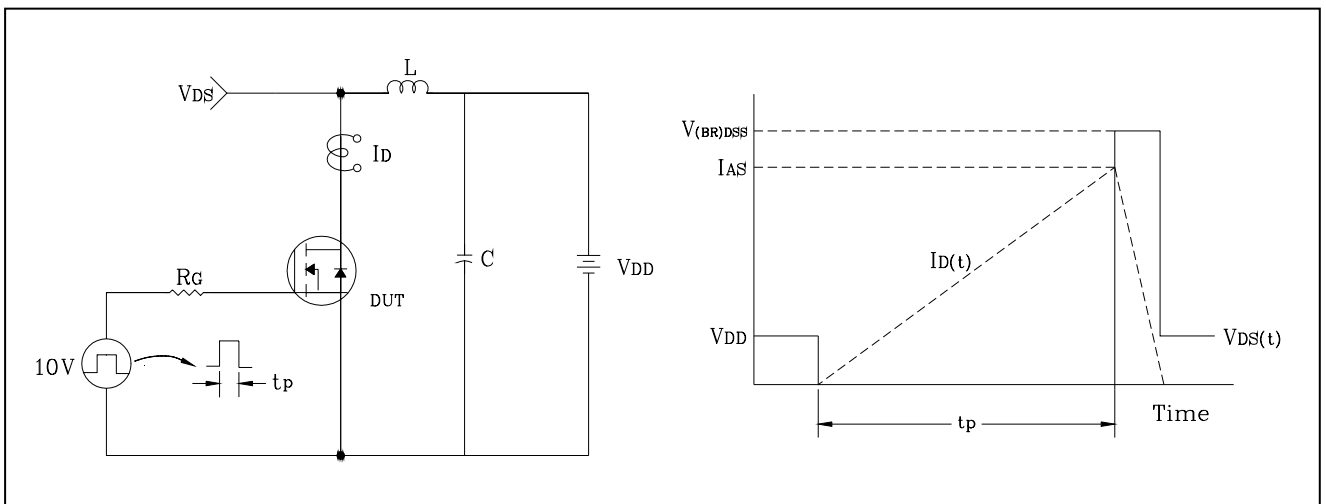
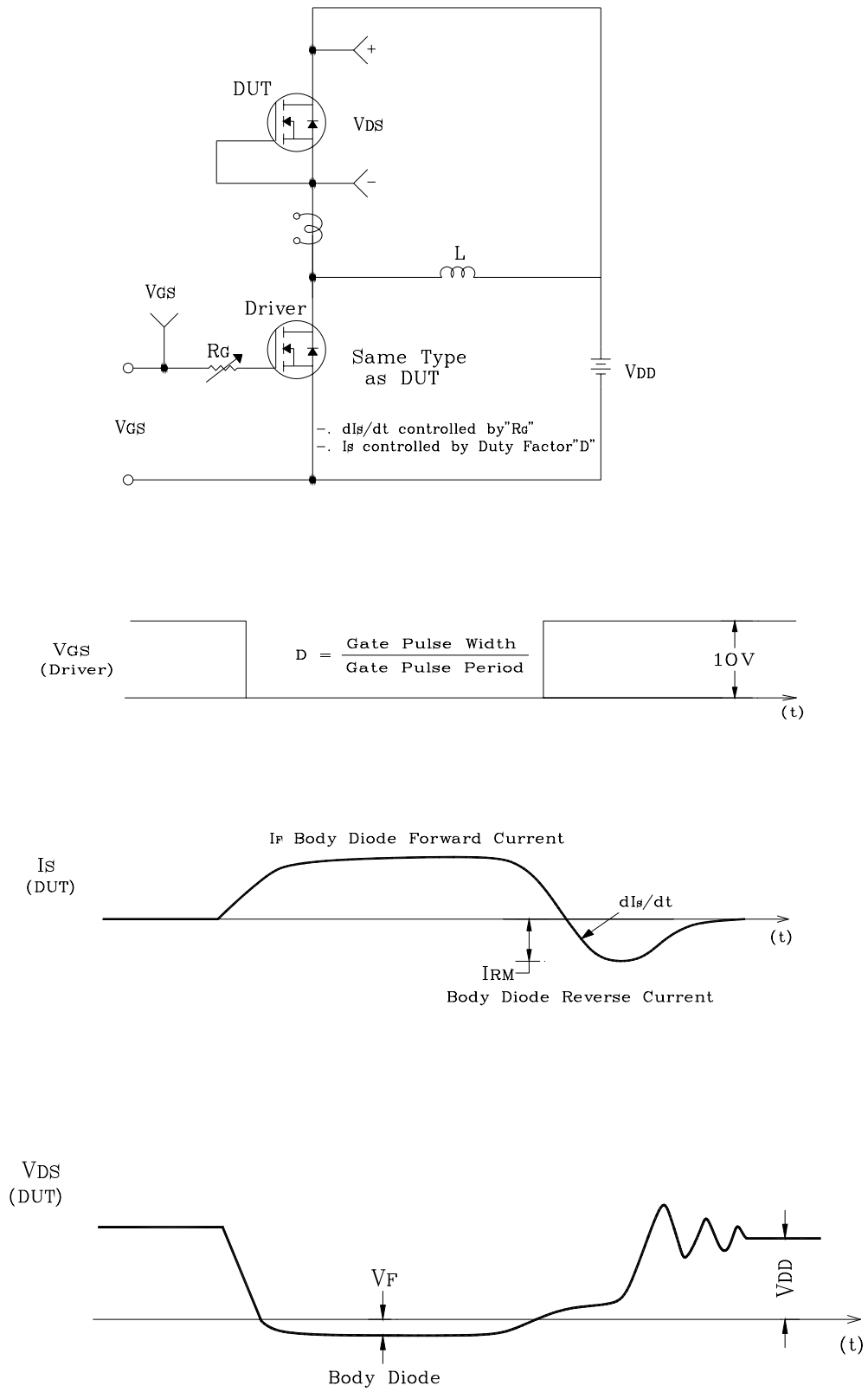


Fig. 15 Peak Diode Recovery dv/dt Test Circuit & Waveform



The AUK Corp. products are intended for the use as components in general electronic equipment (Office and communication equipment, measuring equipment, home appliance, etc.).

Please make sure that you consult with us before you use these AUK Corp. products in equipments which require high quality and / or reliability, and in equipments which could have major impact to the welfare of human life(atomic energy control, airplane, spaceship, transportation, combustion control, all types of safety device, etc.). AUK Corp. cannot accept liability to any damage which may occur in case these AUK Corp. products were used in the mentioned equipments without prior consultation with AUK Corp..

Specifications mentioned in this publication are subject to change without notice.